

# THAILAND ROBOTS INDUSTRY

JANUARY 2021

HS-CODE 84795000 Industrial robots, not elsewhere specified or included.

84289020 Automated machines for the transport, handling and storage of printed circuit boards, printed wiring boards or printed circuit assemblies.



Millions THB. Explanation : MoM (Month on Month), YoY (Year on Year)


## TRADE BALANCE

● EXPORT ● IMPORT TRADE BALANCE

**-17%** (MoM)

TRADE BALANCE %Growth (MoM)

**-124**



-17% (MoM), -12% (YoY)

**4**

EXPORT



-81% (MoM), -86% (YoY)

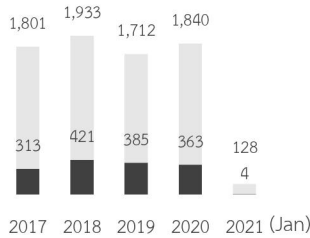
**128**

IMPORT



-25% (MoM), -25% (YoY)

## THAILAND ROBOTS INDUSTRY YEAR



● EXPORT ● IMPORT

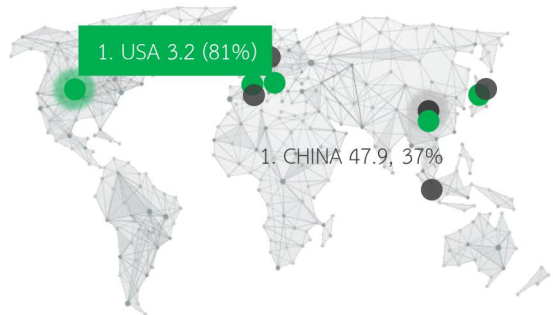
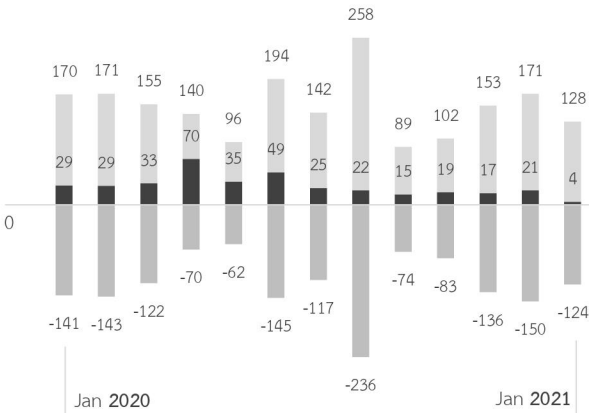
## TOP 5 EXPORT

- 1.USA 3.2 (81%)
- 2.JAPAN 0.2, 5%
- 3.CHINA 0.2, 4%
- 4.POLAND 0.1, 3%
- 5.GERMANY 0.1, 3%

## TOP 5 IMPORT

- 1.CHINA 47.9, 37%
- 2.JAPAN 32.7, 26%
- 3.GERMANY 14.9, 12%
- 4.DENMARK 12.7, 10%
- 5.SINGAPORE 6.1, 5%

## VIEW TRENDS, ANALYSIS AND STATISTICS.



● EXPORT ● IMPORT

