


THAILAND ROBOTS INDUSTRY

AUGUST 2021

HS-CODE 84795000 Industrial robots, not elsewhere specified or included.

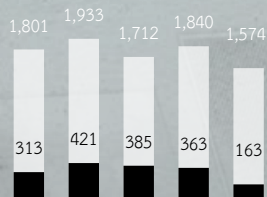
84289020 Automated machines for the transport, handling and storage of printed circuit boards, printed wiring boards or printed circuit assemblies.



Millions THB. Explanation : MoM (Month on Month), YoY (Year on Year)



THAILAND ROBOTS INDUSTRY
YEAR



● EXPORT ● IMPORT 2017 2018 2019 2020 2021 (Jan-Aug)



TRADE BALANCE

32.3% (MoM)

TRADE BALANCE %Growth (MoM)

-200.5

84795000 -187

32.3% (MoM), -15.1% (YoY)

84289020 -14



19.7

EXPORT

84795000 (4)

84289020 (15)

-16.5% (MoM), -8.8% (YoY)



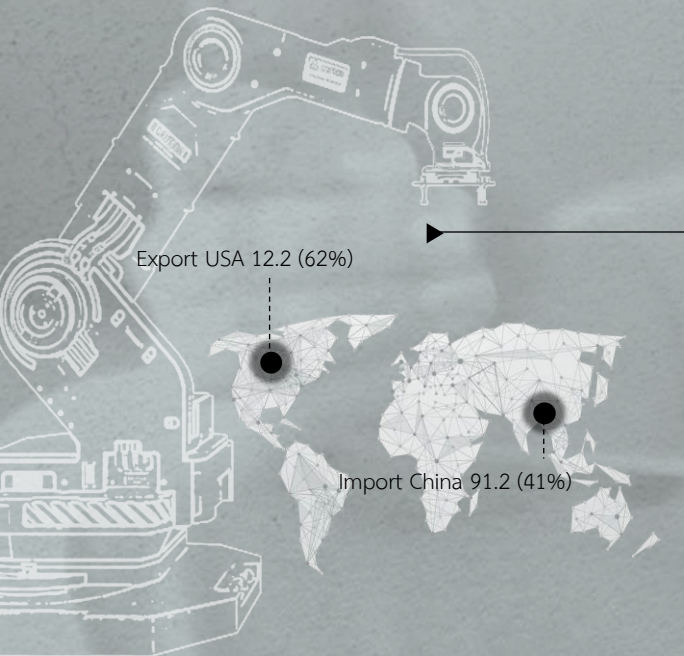
220.2

IMPORT

84795000 (191)

84289020 (29)

25.7% (MoM), -14.5% (YoY)

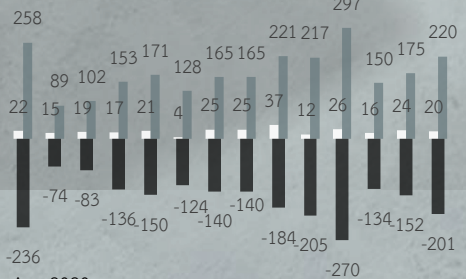


TOP 5 EXPORT

- | | |
|----------------------|----------------------|
| 1.USA 12.2, 62% | 1.CHINA 91.2, 41% |
| 2.Hong Kong 3.4, 17% | 2.Japan 63.0, 29% |
| 3.Australia 2.5, 12% | 3.Germany 26.4, 12% |
| 4.Lao 0.6, 3% | 4.Singapore 10.6, 5% |
| 5.Germany 0.4, 2% | 5.Austria 9.0, 4% |

TOP 5 IMPORT

VIEW TRENDS, ANALYSIS AND STATISTICS.



● EXPORT ● IMPORT TRADE BALANCE



ข้อมูลสถิติ : กรมศุลกากร
รูปภาพ : www.flaticon.com, www.freepik.com
www.Pinterest.com

วิเคราะห์ข้อมูลโดย
ศูนย์วิเคราะห์เชิงลึกอุตสาหกรรม สถาบันไทย-เยอรมัน
ผู้จัดทำ 1. ศิโรรัตน์ สุภษา
2. กนิษฐา ศรีนิล
3. อภิรักษ์ เอนกบริบูรณ์